


PICKWEL

Modular signature gathering machine with optional side stitching


Expandable from 8 to 24 stations, with rejection station

PICKWEL



SALIENT FEATURES


- A. Sturdy design incorporating latest safety features
- B. PLC controlled system; Operations through touch screen panel.
- C. Offline gathering - Base model of 8 stations with delivery unit, expandable up to 24 stations.
- D. Manual feed station – In case the number of signatures on a particular job is more than the number of gathering stations, the remaining gathered signatures can be fed into the manual feed station
- E. Suction and gripper type of separation and pulling of signatures from the feed stations
- F. Error detection protocols provided:
 - 1. Missing signature detection through optical sensors
 - 2. Multiple signature detection - Operator adjustable through electro-mechanical caliper
 - 3. Low pile level detection through proximity sensor
 - 4. Signatures misaligned either due to improper gathering or while transmission will also be detected
- K. If an error is detected the corresponding signatures are rejected into a rejection tray, without stopping the machine
- L. Capable of handling wide range of paper stock
- M. Can handle signatures of number of pages in any combinations
- N. Vertical zigzag delivery
- O. Optional side stitching



Operations

Various types of runs and settings are controlled through the touch screen control panel:

- a. Run** Puts the machine into operation
These runs are
 - (1) Manual: Checking of various functions are done without any error protocol
 - (2) Semi auto: Any run errors will lead to stopping of the machine. The warning from the corresponding gathering station will be given in terms of missing or double sheets
 - (3) Full auto: Fully automatic mode of run with sequential start & stop, error detection and subsequent rejection to the rejection tray
 (In sequential mode of operation, the gathering stations become operational one after the other, in the sequence of making a book)
- b. Stop** To stop the machine
- c. Jog** For inching
- d. Speed control** For varying the speeds of operation.
- e. Station select** We can make only those gathering stations operational as may be found necessary, based on the number of signatures
- f. Preset counter** For fixing the job quantity



Gathering Station



Signature Sensing



Hand Feed Station



Delivery

TECHNICAL DATA

Signature dimensions

| | |
|---------------------|--|
| Maximum | 400 mm x 300 mm |
| Minimum | 100 mm x 150 mm |
| | (special formats available on request) |
| Maximum pile height | 250 mm |

Speed

| | |
|-------------------------------|----------------------|
| Maximum mechanical speed | 5000 cycles per hour |
| Maximum output with stitching | 3500 books per hour |

Stitching

| | |
|---------------------------|-----------------|
| Book thickness | 3 mm to 18 mm |
| Distance between stitches | 70 mm to 100 mm |

Electrical

| | |
|-----------------|---|
| Power | 17 HP for 12 station gatherer, additional 3 HP for every module |
| Electric supply | 400-415 V, 3 Phase 50 Hz |

Floor Plan

